




# 2011

中国建筑材料集团有限公司  
社会责任报告




" CNBM"

2011 1 1 12 31  
" " 2012

" " " " " "  
(2006)  
ISO 26000

CASS-CSR2.0


2011 ,

Zffb://i i .c` b\_.ca\_.c` 





07  
08  
09  
10  
12  
12  
13  
14  
15  
16  
17



20  
24  
25  
26  
27

" "

30  
33  
34  
35  
36  
37

40  
40  
41  
42  
43  
44  
46  
47

50  
51  
52  
53  
56

60  
62  
63  
64  
65  
66  
67

68  
70  
78  
80  
81  
82



2011 " "

" 500 "

2011 43%

2000 2012 500 365

2008 "

"

2011

" "

" "

2011

2011

"

" ICC

" "

*Handwritten signature*

500  
**365**  
 500  
**66**  
**1**

500	66	2012	500	365	2011
	2075.1		12.6		280
6	2		2011		1940.9
158.5		150.7			

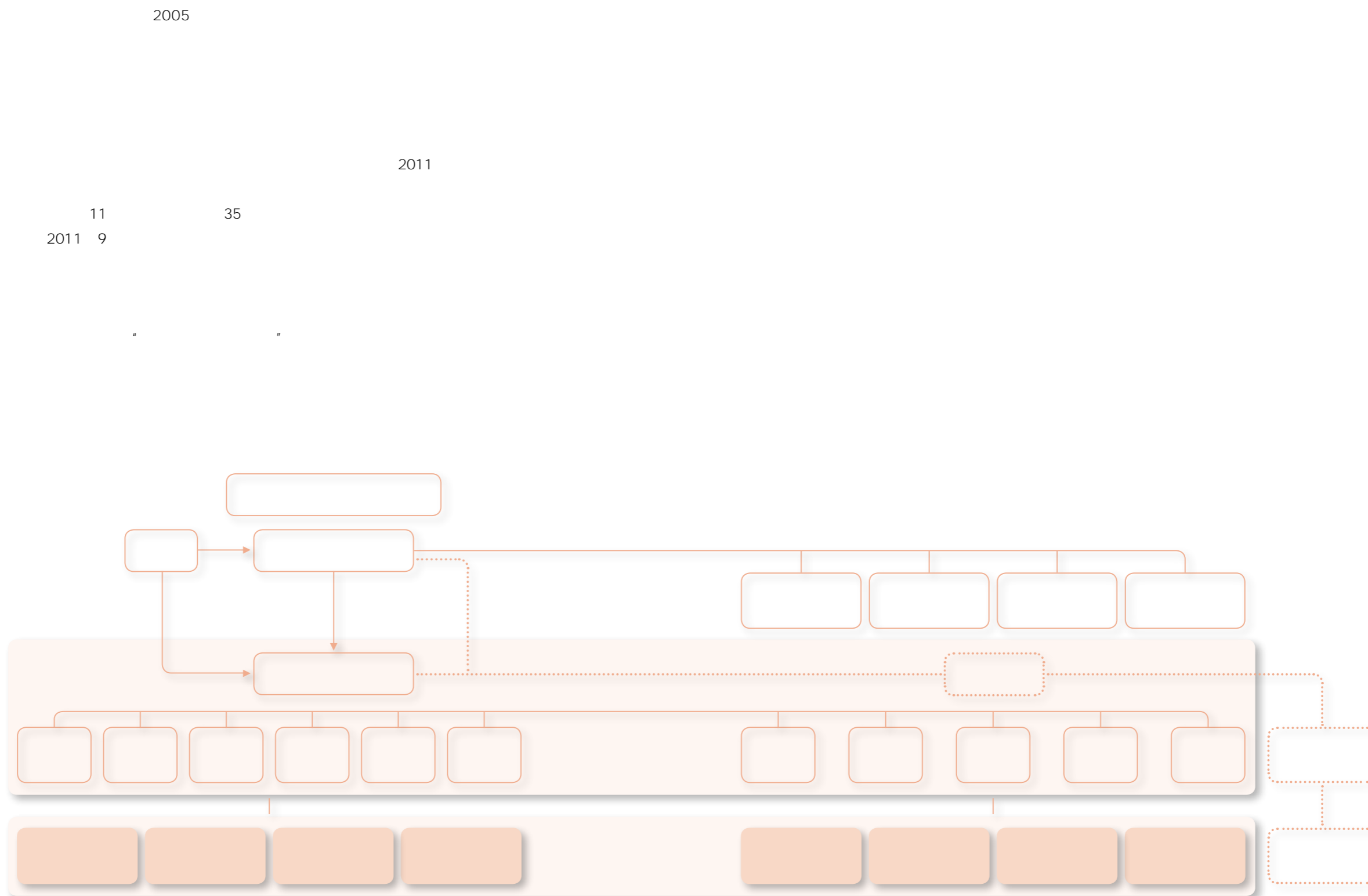


2011  
**2075.1**  
 2011  
**1940.9**  
 2011  
**158.5**  
 2011  
**118.7**  
 2011  
**150.7**

55%

2011  
11

2011  
35



2008

2011  
100%

11







2011  
"

CEO  
CSI  
CSI 2011  
13  
CSI

CSI  
WBCSD  
CSI

2011



2011  
60

2011  
" 15 100 " 2011  
" 2010 " " 2010  
" 2011 " 2010

2011  
**15**

2011 1  
35 23 205 36

2011	2011	688	
	2010	75	20
		18	78.6
		5	89
		40	60
		61	60.5
		45	88
		36	79
		20	75
			4
			4.5
			3.5
			3.5
			4.5
			4
			4



2011  
**1940.9**

2011  
**158.5**

2011  
**150.7**



2011  
**1940.9**

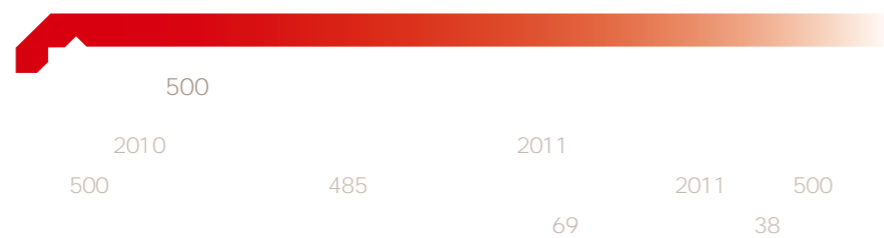

2011  
**158.5**

2011  
**150.7**

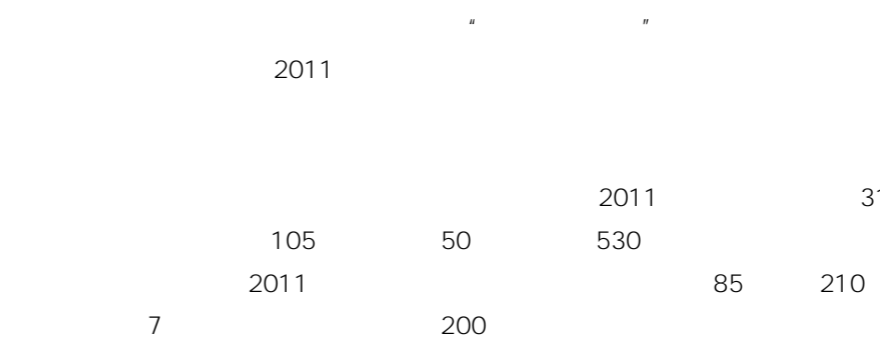
2011  
**56.5**

2011  
**137%**

2011  
**31%**



155	132	(Sa[ f- Gaba[ )	531,36	149,5
427	349	CRH (CRH)	227,45	572
454	390	(La[ad[)	214,15	109,5
470	446	(Ha[ t[ )	207,74	113,4
485	-	(CNBM)	199,96	313







2011  
ISO 9001

228

2011

2011

25

8

2

2011

2011

2011

" CUCC "

2011

" "

50



" "

100

VIS

" SOUTH "

" "





2011

463

2009

5.47

2008

" " " "

" "

12

1

"

"

"

"

"

"

"

"

"

"

"

"

"

"

2011

v

3.1

2011

3.7

1

2010



2011

46.7

2011

240.3

2011

1606







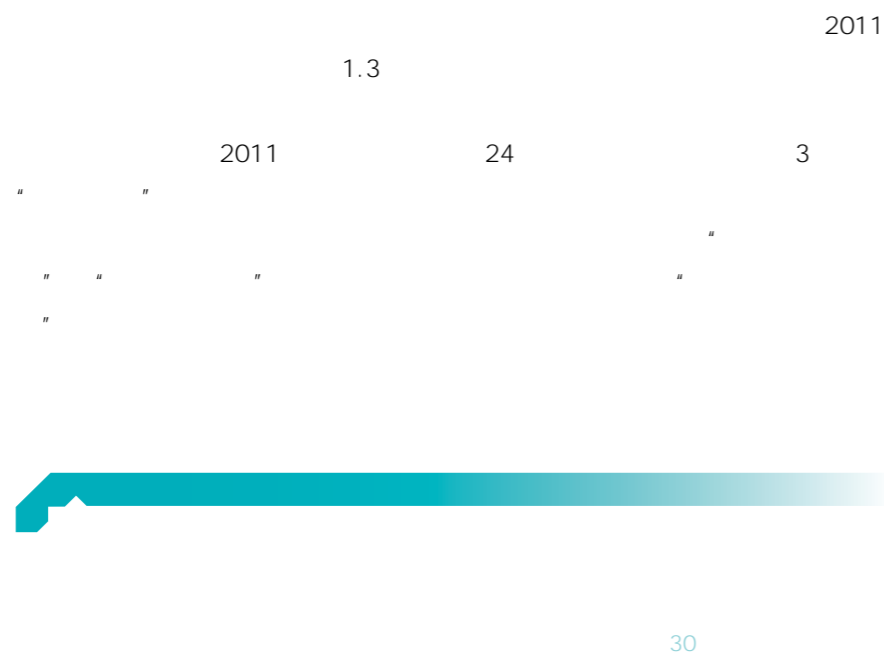
2011

1.3

1

1

8



2011

" "

2011

1606

2011

487

2011

132



2011


46.7

2011

52%



\$" ##









2011

8%

2011

SO<sub>2</sub>

31%

2011

6500



2011

8%

2011

86%

2011

4.2


COD

2011





A



90%

90%








2011

CTF Sa'ad



BIPV

50 2011  
10

5000  
Sunlogics Inc

CTC

CTC

CTC

CTC

60

CTC  
\* CTC \*

CCC



2011

12.6

2011

1.2

2011

108.1



2011

12.6

1023

2011

3516

594



2011

94%

2011

91%

2011

73%

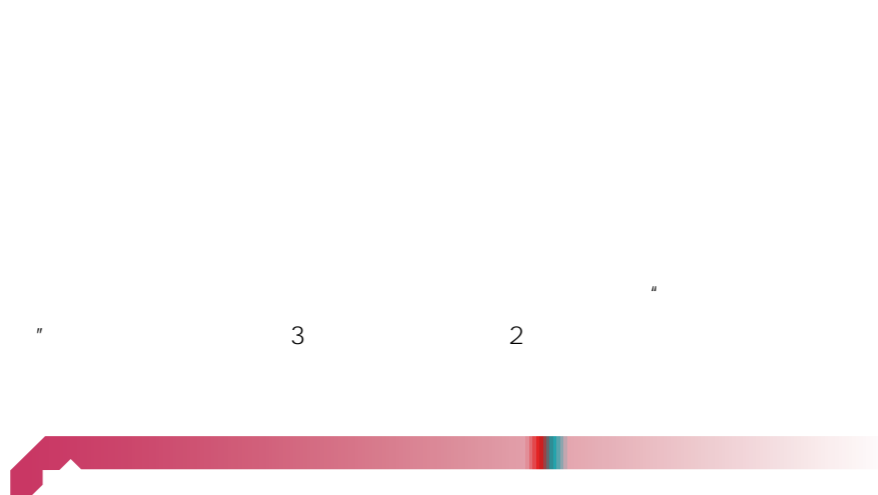
" "

" "

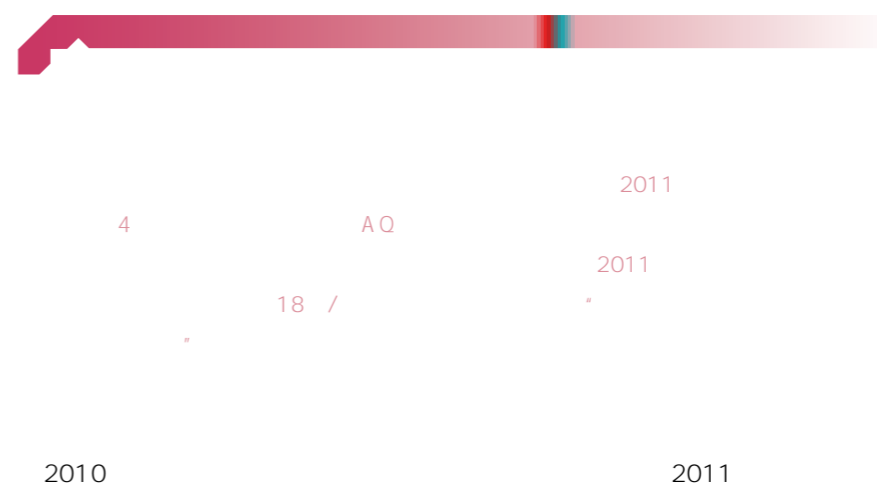


2011  
**108.1**

2011



2011  
**151**




2011  
**1580**

2011

437



2011  
**0**  
2011  
**1.4%**



2011  
**100%**

2011  
**70%**

OHSAS18000 2011 70%



2011  
**1.2**

1.2 31% 2011

2011



2011 347 7

2008

2011 5600

" " " "

" " " "

" 2011



2011


12.8

“ ” “ ” “ ”

2011

2011

680





2011

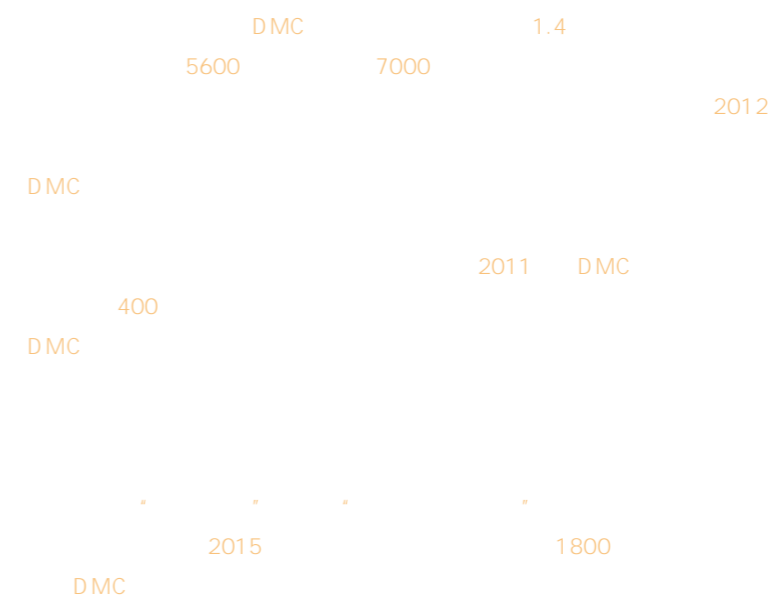

1737.1

2011

209

2011

1.1





2011  
2.1



90%

2011

" "



2010

2011

" "




2011

1737.1

2011

209

2011



200  
200  
150  
100  
50  
50  
30  
30  
30

27

727

2011



2011

8.8



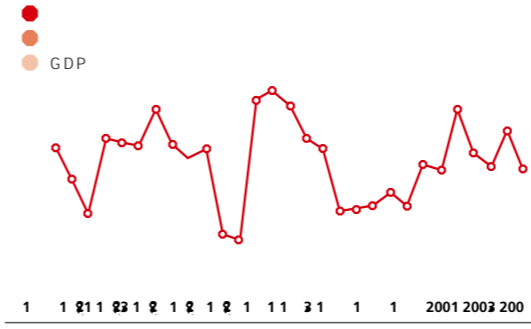
2012

2012

“ ”

“ ”

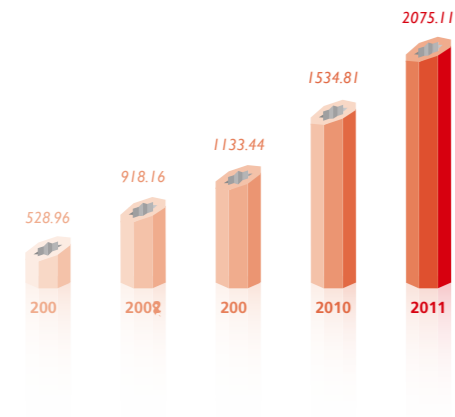
GDP



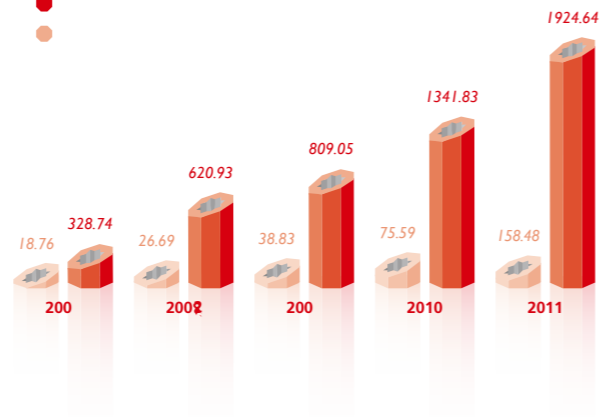
2009-2011

	2009	2010	2011
100	1	1	1
500	85	71	66
500	-	-	485

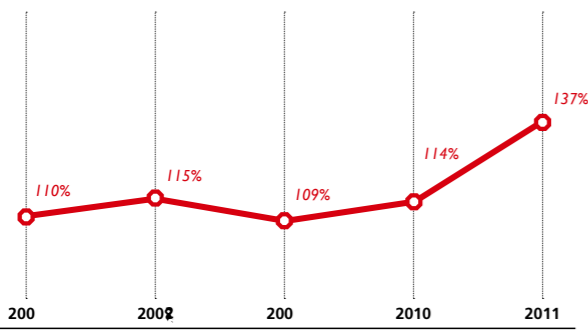
2007-2011



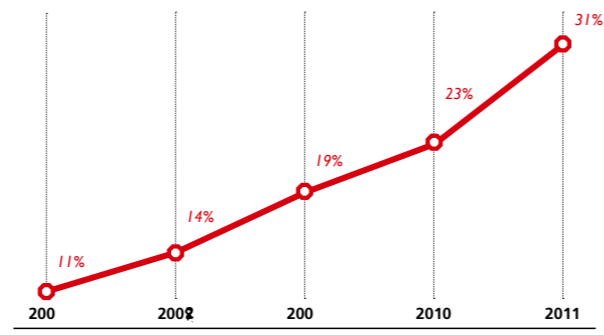
2007-2011



2007-2011



2007-2011



2011

3323.HK	0.215	1.4800
000786.SZ	0.290	0.9090
600176.SH	0.138	0.6104
600552.SH	-	0.5500
600876.SH	-	0.0247
1108.HK	-	0.0800
002066.SZ	0.150	0.5000

CTC

( )

**2009-2011**

	2009	2010	2011
	90	63	132
	1	0	2
	21	17	46

**2008-2011**

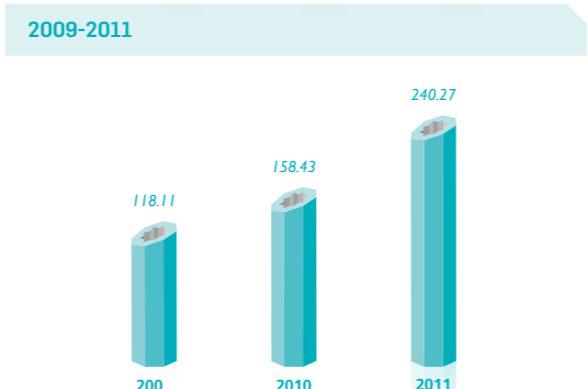
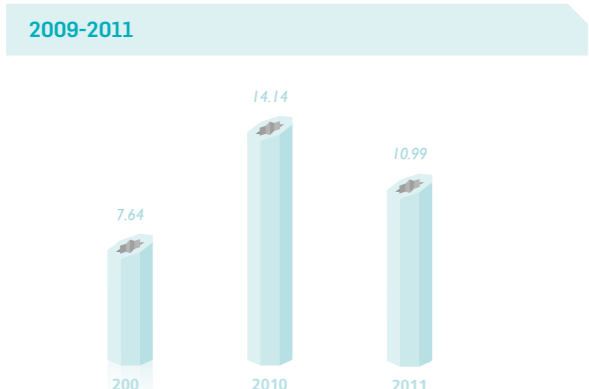
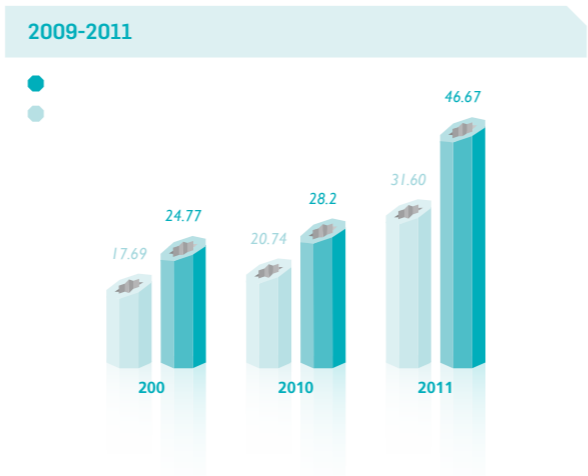
	2008	2009	2010	2011
	21	22	14	14
	-	30	-	37
	6	-	3	-

**2007-2011**

	2007	2008	2009	2010	2011
	146	161	100	79	28
	0	0	0	0	1
	43	90	62	30	15
	103	71	38	49	12

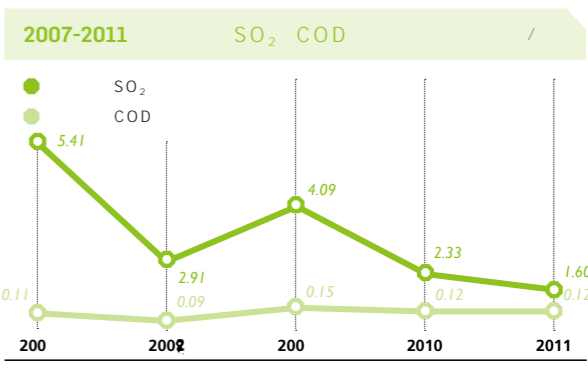
**2009-2011**

	2009	2010	2011
	430	514	630
	144	173	170
	202	420	487
	34	54	80
	971	1232	1606
	207	227	288
	30	37	42



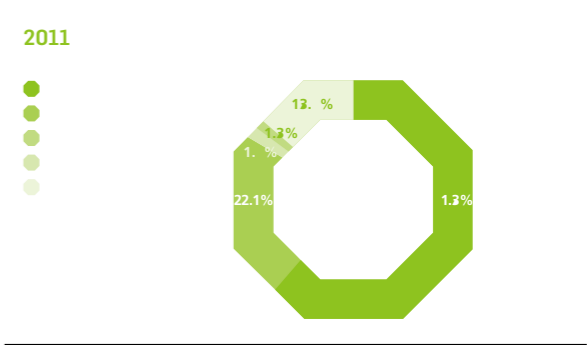
**2011**

	1685.31
	1454.49
	1289167.05
	19966.43
	45.83




**2011**

	100
	6500
	1211




2009-2011







A series of horizontal lines, alternating between solid and dashed, providing a template for writing.



Bgdæg Vedfæ

Bgdæg Vedfæ ( ) BV

2011.1.1 2011.12.31



Bgdæg Vedfæ 180



Fabje` JOLY DE BRESILLON

Bgdæg Vedfæ 2012- 6- 24

Bgdæg Vedfæ 2012- 6- 24



2011 , BV

CSR

2011

WTO

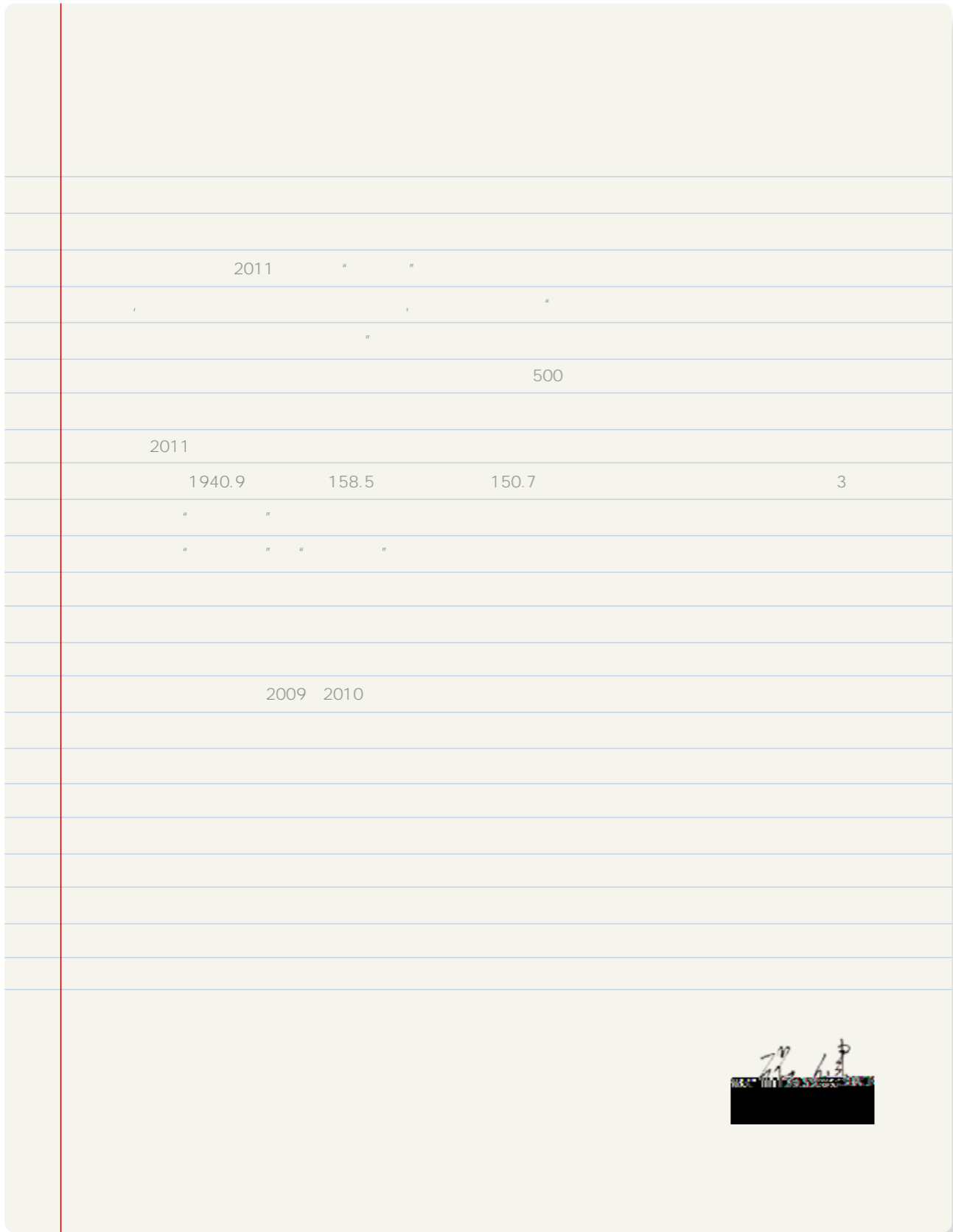
WTO

2011

CASS-CSR 2.0

74.5%





iii.c`b\_.ca\_.c` "

1. 2011

2. 2011

3. 2012

4.

---

---

---

---

/ \_\_\_\_\_ / \_\_\_\_\_

\_\_\_\_\_

\_\_\_\_\_


\_\_\_\_\_



2

1 0 0 0 4 8

2



1

