

CHINA BUILDING MATERIAL MAGAZINE

中国建材通讯

• 2018 11 134 •



第四届中国国际进口博览会 宋志平参加开幕式等系列活动

讲述中国建材集团的新材料故事

中国建材

宋志平《经营心得》出版

0815-10074



中国建材集团有限公司
China National Building Material Group Co.,Ltd.



##

Contents

2018 11 134



17 1

2

100036

010- 68138037

010- 68138057

4

zhgjctx@126.com

5

6

7

10

3000

8



13

18



24

40

28

29

44

45

30

46

12

34

9A7

48

GW

38

“ ”









燦



0.12

40%

2015 3

0.2

0.12



90 TFT-LCD TFT-LCD 2010 12 29
 4.5 0.5
 TFT 2011 7 1 0.4

150t/d

20 70 1953
 1995 2000

6000
 6000

8

2013 9 8
 10 0.3-1.1

0.5

2015 3 28 0.2


2016 4

2008 6

0.15 2018 4 0.12

3D

LED



0.12-0.7

0.1

4



10

0.12

2014 1

0.4

2006

5

60

2016

2016

2006

1047

30

2013



8

3

8.5 TFT



200
8.5 TFT

TFT

7 12

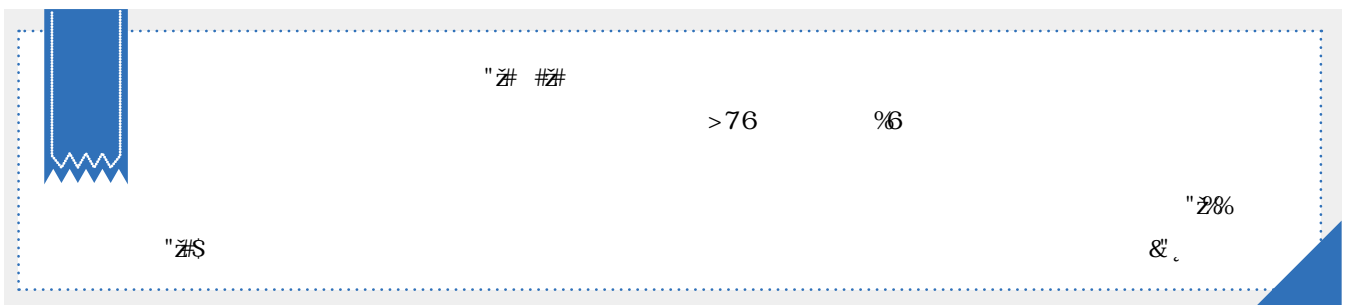
2017 11

4

4000

0.33
40000


8.5 TFT-LCD



20G W



— — " "



2005

2014

20G W

Ahancis

5G W

15G W


Ahancis

Ahancis

Ahancis

CIGS
Ahancis
4.0

100



Ahancis

Ahancis

Ahancis

2014 8 23

Ahancis

20

6

2015 10

30%

200

100

300

12

7

GW

Ahancis

5

23%

40

18%

33%

18.2%

15%

Ahancis



2009

5MW

2014 5

2011 10

1

CTF Solar

2015

2009

12

ANTEC

CTF Solar

35%

55%

10%



2017 8 16

1.2 w1.6
30

1.92

8

FirstSolar

2.67

7w24

1.2 w1.6
30

1.92


7w24


2009

2017

8

18





2.4

“

”



2017 8 30

2.4

10

2.4

2.4

2.4

2013

720

璿

Celgard

2010

2013 2014

1000

720

720

2015

CATL

CATL

珺

4

50

2013



10
246

2.4

+BT

2016

映

.....

4000

2016

2017 8 13

24

36

2.4

200



1400

8 27

24

365

2.4



QC

QC

QC

11

A 10%
10%
A 80%
90% 6
SQE 90

2000



A

2017 8 30

2020

20

2017
1130
600


20

2011 2020

2020

BT

200 /






#

2017
1200

17000

20







30

“ ” “ ”

3 6 600

300

80%





7

10



- " " " " " 20
- " 500 8 40 " " " " CEO " "
- " 40 110 80 40
- " " MBA EMBA "

S' # #'

'''

%

L L

S' # &

&

%

#(

&



4





1950

500#

36.1

5582

1954 9



1957 9 30

2000

1957 12 10



1958 4

12

83.1



1995 10

1988 5

" "

2010 8 29

" "

.....





2016 8 26

“ ”

.....

2018 5 22-23

“ ”



— —

GOE



GOE6 6000

2014

2014 5

GOE Arish 2 5775

" "

2014

GOE Arish 2

2.7

5775 GOE Arish 2
6000 GOE Beni Sgef 6

2014 7

2 2016 8
3 2016
11 GOE Arish

GOE Arish
2016 5

GOE Beni Sgef 6 6000

10.53
GOE Beni Sgef
120 Beni

Sgef

S

“ ”

GOE Beni Sgef

GOE Beni Sgef
CDC
GOE Beni Sgef
5

2 120 MIS DCS 2

GOE Beni Sgef





100

5- 9

1

1- 2

1

4

3

50- 100

5- 7

1

1

3

3- 50

1

3- 5

1

2

3

3

2

16



4

1

1

" "

1

1

32

56

1

1

4

2

1

1

"

"



"

"

2

8

1

1

1

1

1-2

1

"

"

1

1


"

"

1



— —





5 16
50

40

90

Marina
380

300

2008



2011 15

2011

2013

“ ”

.....

2015

11

2016

11

11

11

À

80%
50%

2007

11



//

//

— —

) #

%

% *) (

&

3333

#

#

3333

\$

£

* &



(,%'

#%

S" "'

#/%%'

),%'

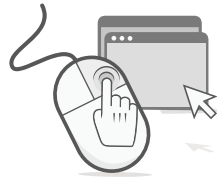
#',%'

#),%'

),&

S& *'

#S," "



01

1

03

" "

CEO

02

48

04

" 19
"



*%

+

S"

\$ / fi

*Z

%

#% #)



