






中国建材集团有限公司
China National Building Material Group Co.,Ltd.





Contents

2018 8 9 131-132



1

4

5

6

7

500 CEO

8

9

10

"

"

"

CEO"

11

2018

12



20



68

2018

18

50

71

54

" "

" "

58

" "

61

"

"

66



“

”



GOE

GOE

“

”

“

”

“

”

GOE



12
10000

9



500 CEO

500

500



500 CEO

500

“ ”

“ ”

500

“ ”

”

500

500

“ 500 ”

“ 2018 CEO ”

CEO FORTUNE CEO LIFETIME
ACHIEVEMENT AWARD

500 CEO

40

“ CEO ”

“ ”

500

CEO

“ CEO ”

40

40

33

16

500

5

500

2007

9

2013

2016

500



“

”



Mbande

“

”

2000

2015 10 10

33

“

”

“

”

“

”

300





“ ”

“ CEO ”

“ ”

CEO”

“ CEO”



(Institutional

Invest or)

“

”

2367

102 “

5

” Honored Companies

H

3323.HK

“ CEO Best CEOs

“ CEO

” Best

IR Professionals

“

”

2017

1163

3536

18

2174

107

H

982

18

1385

“

”



159.8% 952.28 22% 38.12
 1.61 4200 1400 8.66
 115 2025 154.09

HK3323 2018

22% 38.12 952.28 159.8%
 1.61 4200 1400
 8.66 115
 2025 154.09

/ 28.5% 311
 " " "
 " " " +
 " " " 8.66
 1.5%

20



2020 " 1"
 10 10
 10 100
 100 EPC

6

GOE CIGS

"

"

T1000


0.12

34

14.8

GOE

"
 "
 "
 "
 "
 "
 "
 "
 "



65% 10
 60

14
 30

GOE 6000



8

“ ”

“ ”

02

“

”

“

”

“

”

“

”

“

”

“

”

“

“ ”

”

“

” ”

“

3

2300

“

”

“

”

A

1
0.85
H 2017
7
2017 12

99%
A
" "
5
H

" "
" "

H

" "



70%

E14

" "

3

1345

35

"

03

"

"



" "

2017 7

" "

" " " " "

" "

" "

" "

" "

" "

"

" "

"

"

“ ” “ ”

“ ”

“

6

“ ” “ ” “ ”

“ ” “ ”

“

“

KPI

“ ”



"

500

"

"

"

126

120

52

40

500

" "

20%
20%

" " " " "

" " " "

40

40





3

3

1

24

"

"

"

"

"

"

"

"

"

"

2000

65%

2009 7

"

"

"

"

"

"

"

"

"

"

"

"

"

"

60



2011 100 " "

1000 " "



" "

" "

" "

2011

2012

2011

1992



" "

1.2

90

4000

23

5

3

23

3

3





1

3

"

"

20

100

"

"

1.2

7500

100

35

24

30%

2015 5

CRH

CEO

"

"



25

50

200

"

"

30%

70%



60%

" "

2015 3



C12+3



" 12+3"

" " " "

" "

1

10

80% 60% 34
 " 2016 2017 "
 518 877 "
 " 3
 32.5

2



" 1+1>2"

2000

" "


" "

2014 5 " "

" "

10 269 150
 32 27 12
 30 40 12

2016 8 " " " " " " 1+1>2"



" "

" "

2018

" "

" "

" "

6000

25

3000

6



" "

10

" "

2006

"

"

2015

12

2014

4.0



" "
 " "
 5000 " "
 20 " "
 噫 800
 1600 噫
 2013 " "
 2017 " "
 " "
 " " " "
 " "

" † Üu ?

TM

2017

" "

" "

3

"

"



" "

2017 70 2018

100 + EPC

" " " "

10

10

" " " "





26 3.8 18 NOI

2000

NOI

3

6.5

NOI SINOI

2006 100

NOI 500

3000

NOI 500

NOI 2014 Avancis

20



SINOI

Avancis Avancis

Avancis
Avancis
4.0
2
50
100
20



0.12

2018 4

0.12

" "

TFT

98%

T800

" " " "

0.85

H

1

10%

40%

99.9%

2017

2018 5 3

" "

H

6 13



" "

" "

H

" "

" "

62

" "



“ ”

“ ”

2004

13

“ ”

11

10

“ ”

“ ”

“ ”

“ ”

A

1

2016 8 26

2017 7 1

2017 7 2018

5

1

“ ”

A

3

“ ”

“ ” H

15%



70%

80%

13.8

"

"

"

"

2008

"

"

4.0

2017

"

"

"

"

2016

23.4

23.4

"

"

6

D





2016

10

“ ”

“ ”

“ ”

“ ”

“ ”

“ ”

“

”

“ ”

“

”

“ ”

“ ”

“ ”



“ ”

2017

“ ”
“ ”
“ ”
“ ” “ ” “ ” “ ” “ ” “ ”

KPI

“ ”

“ ”

“ ”

“ ” “ ” “ ” “ ”

“ ”

“ ”



70 80

2018

10

" "



2018 3 25

"

"

3



15

15

" " "

40

"

"

2002 GDP 10 2017
82.7



" " "

2015



2017

2013

"

"

70

1750


2100

2

1

4 5





20

3000

2008 5 12

300

5

2005

5.2

300

"

"

"

"

500

"

"

2008

1

10

2017

“ ”

500

KPI

KPI



"

"

"

"

2006

"

"

"

"

"

"

"

"



39

16

— —

5



A

" "

260

220

500

" "

" "

CRH

" Never,never,never,never give up"

27

27

10

2018



2006

30

12

10

4

5

100

5

MBA

... 1

...



1.75 /
1.01 /
285

2016 6

	4.01 /				2016
	5.16				
1.16 /		6.99	2015	5.47 /	2017
/	65				2015
2.06 /			20.5 /		
"					2016
	"		2015	2.89 /	2017
					2015
1.			3.92 /		
2017	2015		2017		
5.34 /		5.44		2.96	0.51
/		8.24 /		2.84	
	20.5 /		2.07		
2.08 /			1.18		
2.5 /					"
2.					"
2017	2015				
4.82 /					
4.40 /		6.60			
/		3.92 /			



// //

— —

2013 4 30 2014 12

" BUA "





2005



BUA

BUA

BUA

2015

2000

10000

BUA

400 20

1500

70

BUA

8





“ ”
“ ”

90%



Z



24




“

”

“

”



“ + ”

“ ” “ ” “ ”

“ ” “ ”

“ ”

“ ” “ ”

“ ” “ ” “ ”

“ ” “ ” “ ” “ ” “ ”

“ ” “ ” “ ” “ ” “ ”

“ ”

1-2

“ ” “ ” “ ” “ ” “ ”

“ ” “ ” “ ” “ ” “ ” “ ”

“ ” “ ” “ ” “ ” “ ” “ ”



“ “ “

“ “

“ “

“ “

“ “

1.

“ “ “

“ “

“ “ “

“

“

“ “

“

“

“ “

“

“

2.”

+ “

“

2013

“ “

“ “ “

“ “


“

“ “

3.

" "	"	"	E8	95G Pa	4.	"	"	14
			2.			100		20
		"				8		
		"			2019			
		"			5.			
1.			3.	"				
				" "	"			
		"		"			"	"
		"						"





01



50

1957





1956



60



02






1990




1991

45



1992

700



1999

03

2004



21

2004



“

”

“
”
”
”

”
” ”
”

”
”
”
”



“

”

“

“

”

”

“

“

”

”

”

”

17

251

20

2018

2018

"

"

2018

"

"

20

604

395

133

74

58

不忘初心



不忘初心 牢记使命



牢记使命

牢记使命 勇于担当 真抓实干 狠抓落实

牢记使命 勇于担当 真抓实干 狠抓落实

牢记使命 勇于担当 真抓实干 狠抓落实

牢记使命 勇于担当 真抓实干 狠抓落实

