





中国建材集团有限公司  
China National Building Material Group Co., Ltd.

业 合 军

产业升 创



国 产 开拓





# Content





17

21

23

26

30

34

36

38

40

42

45

46

48

12

SDGs

23

23

23



8 26

9 30



500

“ ”



5500

14

500





“ ”

350

10 11

350

20





500



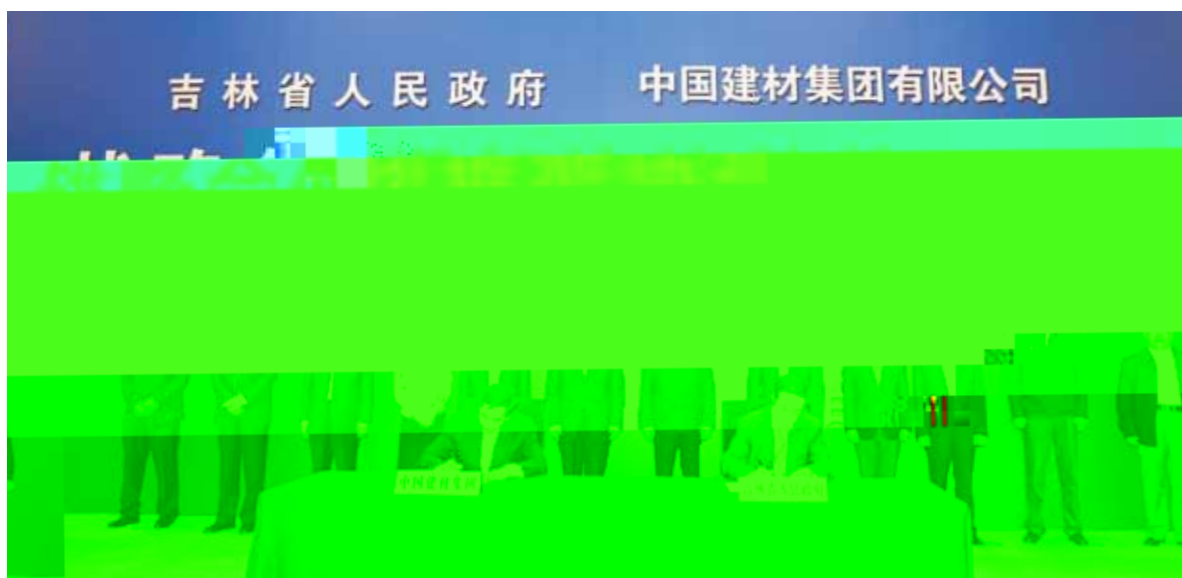
9 13  
CRH

CRH

CRH

CRH





9 26



9 23  
50  
3  
5 30  
3.09% 7 20  
3.45%





---

8 26



GE





30

CRH

CNBM SINOMA

EPC

SINOMA

EPC

46

+

BNBM HOME

EPC

5 10

N+1

14  
6- 8

---



20



4

12

150

$\frac{1}{2}$



— — " "



Ö

£

“ ”  
“ ”

“ ”









32.5

34

32.5

50%







200

32.5  
42.5

34

2020

---

“


”

”



34


32.5 5.5



KPI  
KPI  
KPI  
KPI    Æ

KPI

A =







*± 800kV*

550  
1100

2016 5

± 1100

10

± 1100

3300  
12

6

12000



± 1100

800



2005

IEC-130

2005

50%

2008

35%

± 1100  
1100kV

1000kV

800kV

ABB

863

1100kV

2009



2010

1100K V

12      10      260  
3

9

2014

50

15

2

50%  
1100K V

.....

30

2 3

2013

2015

//

//

---

2000

60

100

6

†

2

2015

HSE  
HSE



E

8



2016 7



12

10

50

100

120

15~20

0

/

11

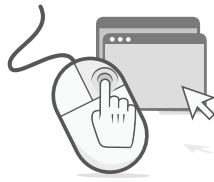
2015

10%

5%

5%





01



9 21

200

02

“

SDGs

”


2016

SDGs


SDGs

17





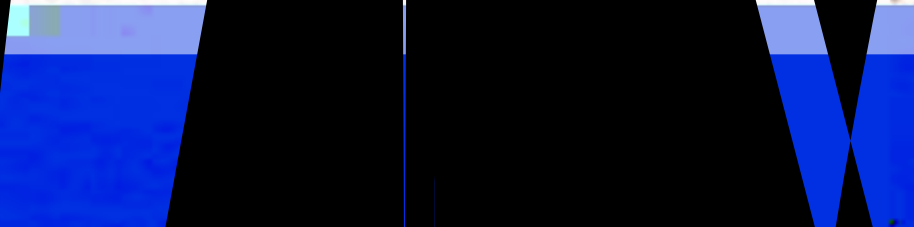




19

3


1952






2005 5 17

10



80



責 任 績 創  
任 績 社 新

中國建材集團領導幹部行為準則

敬 忠

感 恩

謙 遜

得 禮

